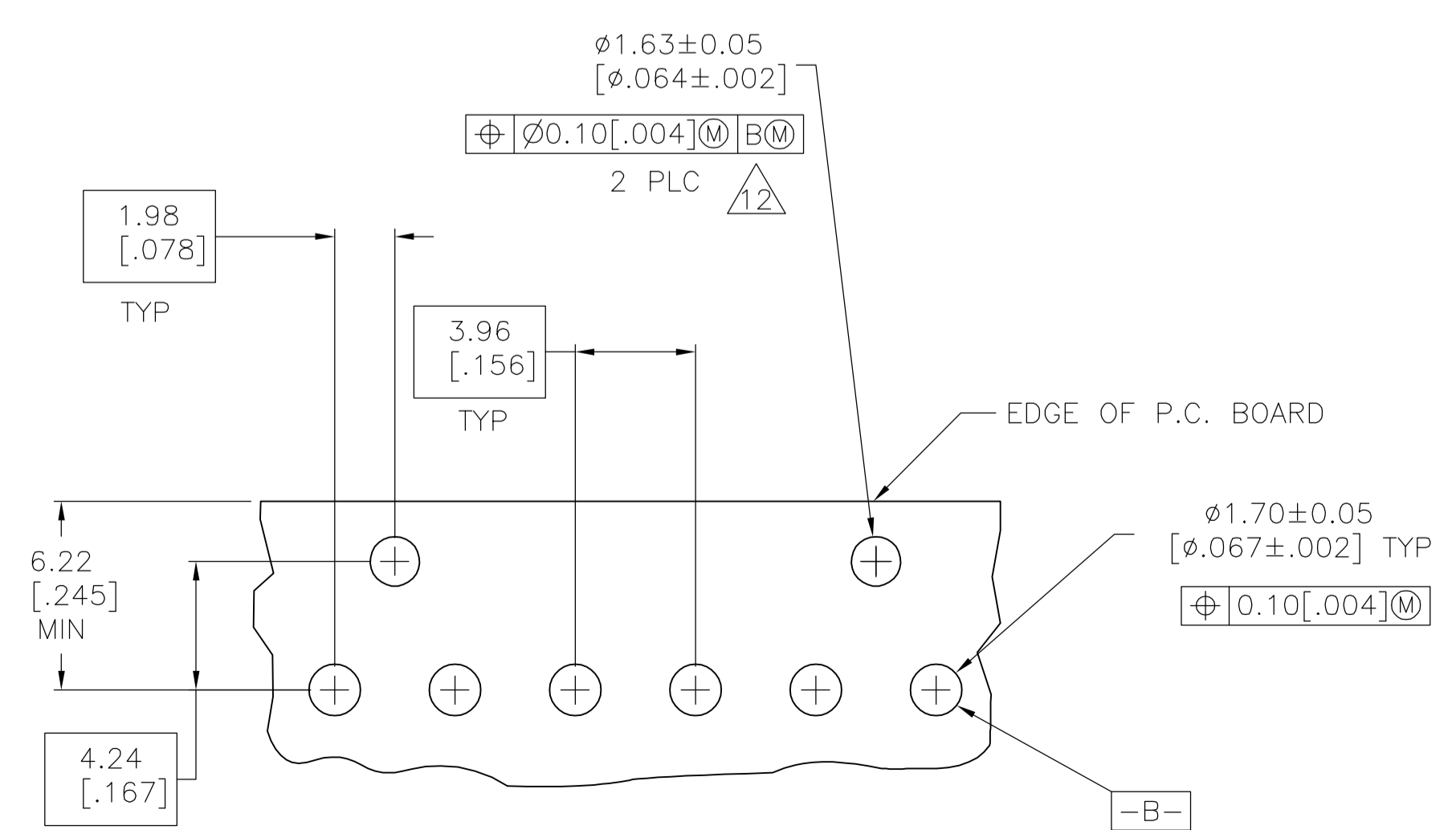
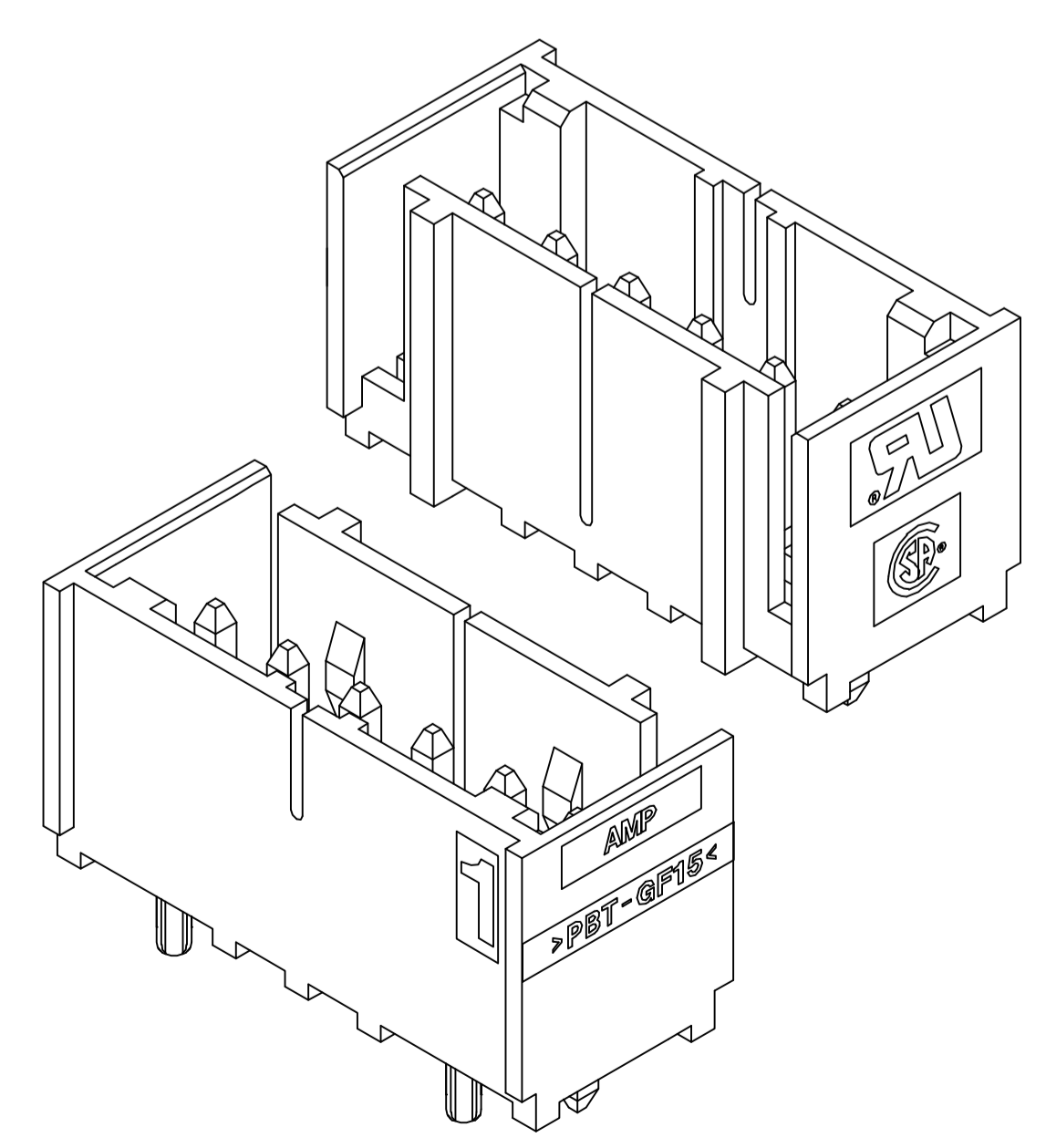
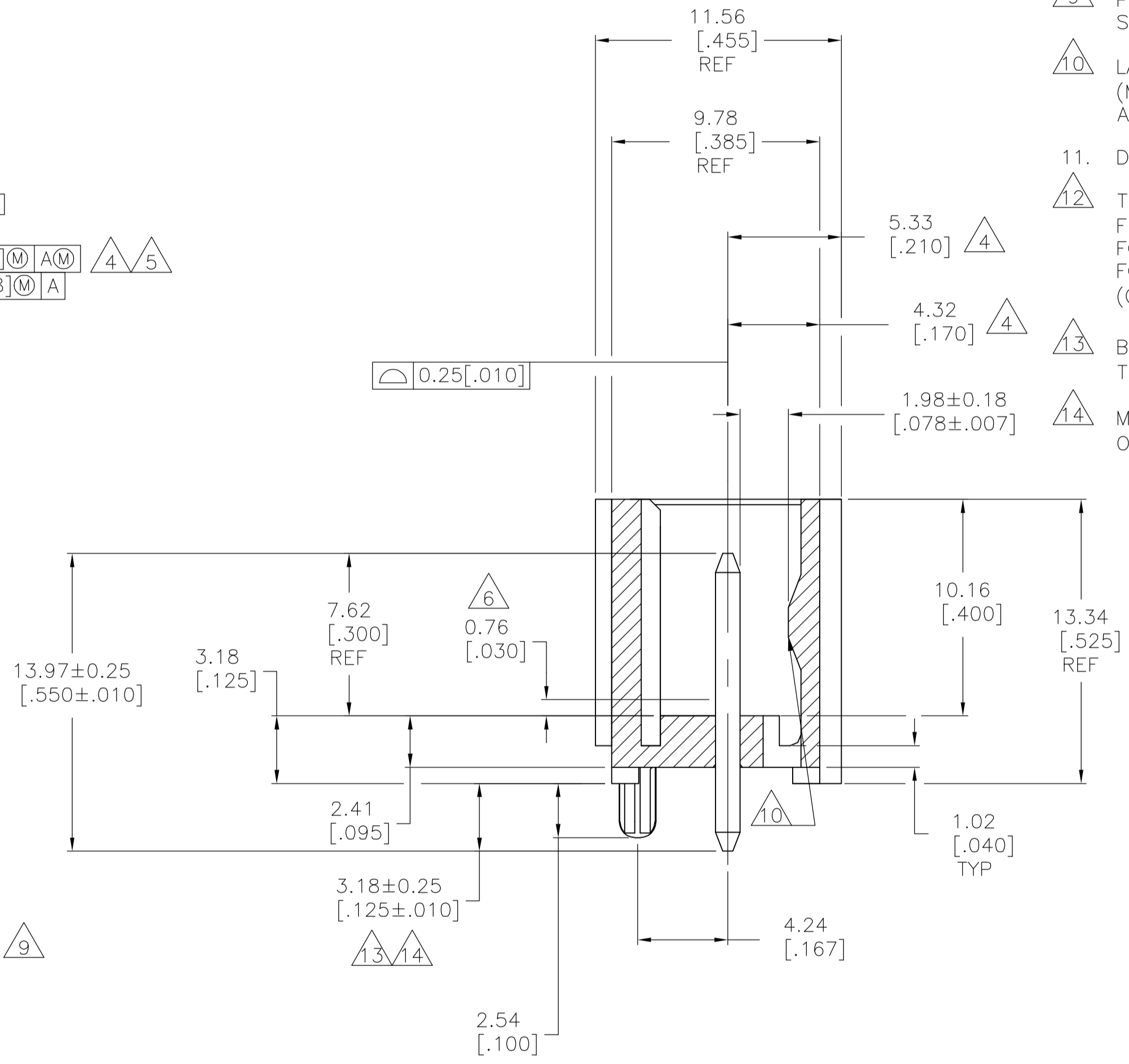
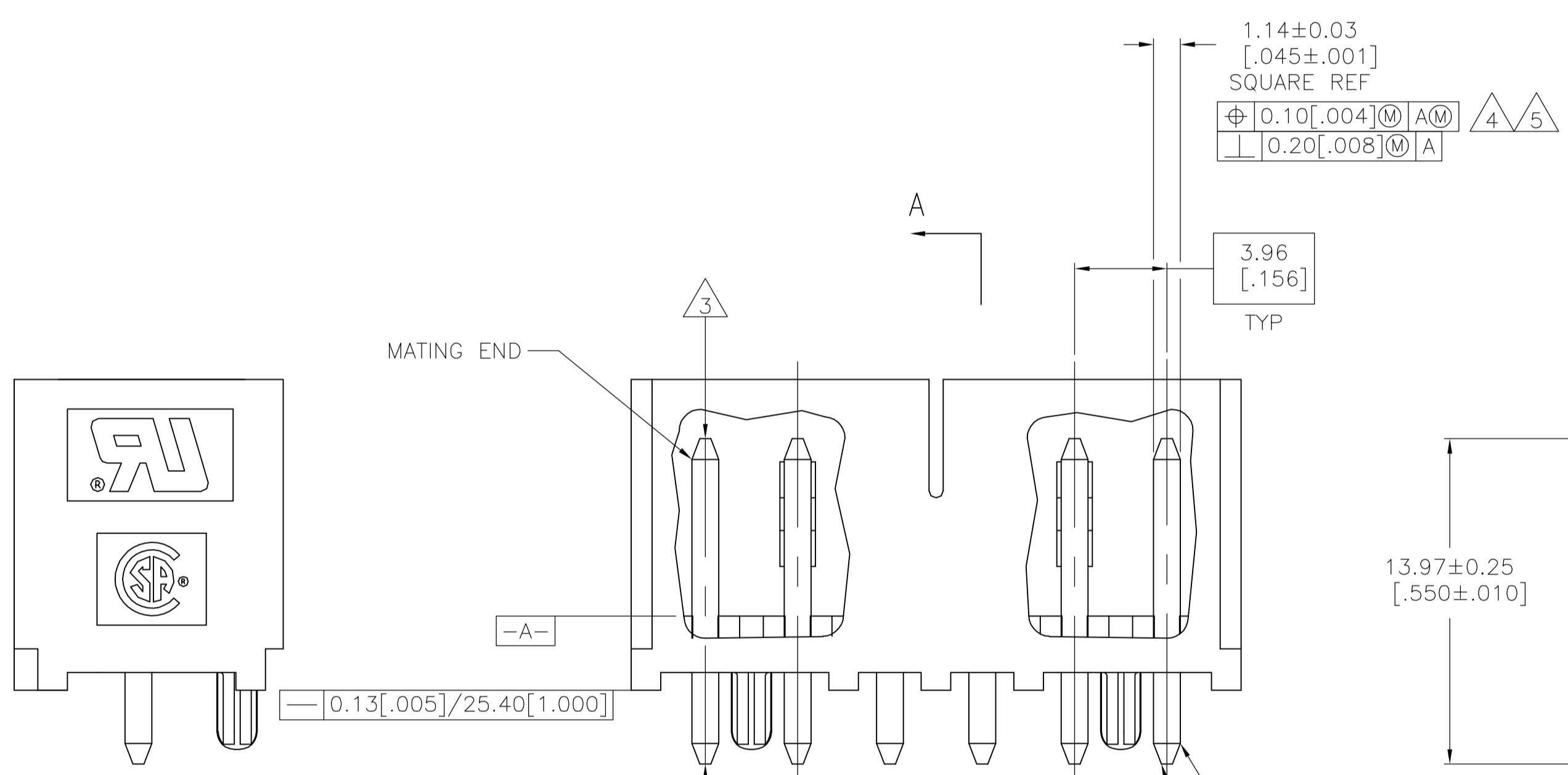
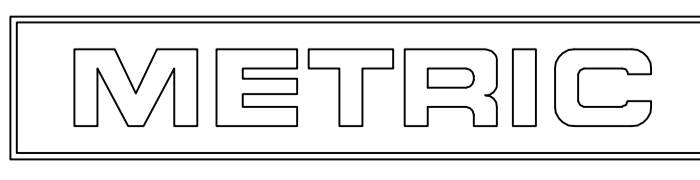


- 1 MATERIAL:
HOUSING - THERMOPLASTIC POLYESTER, GLASS FILLED, UL94-0.
POST - COPPER ALLOY
- 2 FINISH:
HOUSING - BLACK
POST - SEE NOTES 13 AND 14.
- 3 POST TO WITHSTAND 3LBS (16N) MIN AXIAL FORCE IN THIS DIRECTION WITHOUT DISLODGING.
- 4 APPLIES AT -A-.
- 5 APPLIES WHEN HEADER IS STRAIGHT.
- 6 PLASTIC PROJECTIONS PERMITTED IN THIS ZONE.
- 7 COORDINATE DIMENSIONS APPLIES FROM CENTER OF ACTUAL FEATURE.
- 8 SOLDER SIDE OF BOARD IS SHOWN.
- 9 POST SOLDER TAIL MUST COMPLY WITH AMP SOLDERABILITY SPEC 109-11-2.
- 10 LATCH DETENT FEATURE APPEARS 1 PLACE ON EACH END OF PART (MAX OF 2 PER PART) ON ALL POSITIONS 4 THRU 12. THE LATCH APPEARS ONLY ONE PLACE ON 2 & 3 POSITION PARTS.
- 11. DIMENSIONS IN BRACKETS ARE IN INCHES.
- 12 THE RETENTION TABS PROVIDE A ONE TIME INTERFERENCE FIT IN THE 1.63 [.064] DIAMETER P.C. BOARD HOLE FOR HEADER ASSEMBLY RETENTION DURING SOLDERING. FOUR TABS PER PEG, TWO PEGS PER HEADER ASSEMBLY (ONE PEG ONLY FOR -2 POSITION SIZE).
- 13 BRIGHT TIN LEAD (93/7) PLATE 0.00381 - 0.00889 [.000150 - .000350] THICK, OVER NICKEL UNDERPLATE 0.00127 [.000050] MIN THICK.
- 14 MATTE TIN PLATE 0.00381 - 0.00889 [.000150 - .000350] THICK, OVER NICKEL UNDERPLATE 0.00127 [.000050] MIN THICK.



14	49.94	1.966	12	3-647127-2	
	45.97	1.810	11	3-647127-1	
	42.01	1.654	10	3-647127-0	
	38.05	1.498	9	2-647127-9	
	34.09	1.342	8	2-647127-8	
	30.12	1.186	7	2-647127-7	
	26.16	1.030	6	2-647127-6	
	22.20	.874	5	2-647127-5	
	18.24	.718	4	2-647127-4	
	14.27	.562	3	2-647127-3	
	10.31	.406	2	2-647127-2	
	13	49.94	1.966	12	1-647127-2
		45.97	1.810	11	1-647127-1
		42.01	1.654	10	1-647127-0
38.05		1.498	9	647127-9	
34.09		1.342	8	647127-8	
30.12		1.186	7	647127-7	
26.16		1.030	6	647127-6	
22.20		.874	5	647127-5	
18.24		.718	4	647127-4	
14.27		.562	3	647127-3	
10.31		.406	2	647127-2	
PLATING		MM	IN	NO. OF POSN	PART NUMBER
		L DIM			

647127-6 SHOWN



THIS DRAWING IS A CONTROLLED DOCUMENT.

DIN B LEWIS 17JUN98	Tyco Electronics Corporation Harrisburg, PA 17105-3608
CHK R SWING 17JUN98	
APPROV D CLARK 17JUN98	NAME MTA-156 SHROUDED HEADER ASSEMBLY, STRAIGHT .045 SQUARE POST, TIN, W/ RETENTION PEG
PRODUCT SPEC	
APPLICATION SPEC	SIZE CASE CODE DRAWING NO RESTRICTED TO
MATERIAL	WEIGHT A1 00779 C=647127
CUSTOMER DRAWING	SCALE 5:1 SHEET 1 OF 1 REV D